


8-Port 1000M Uplink Genius 10/100M PoE Switch

HR100-AF-82GN (100 product series)



www.hruiotech.com



Gigabit Uplink 8-port PoE switch, using high-quality high-speed network IC and the most stable PoE chip, the switch incorporates the latest AI functions, equipped with two types port priorities, PoE priority and Network priority, one-key smart. The PoE port meets the 802.3af or 802.3at standard. The power consumption indicators can help to understand the overall power consumption of the product easily. This series of PoE switches can provide seamless connection for 10/100M Ethernet, and the PoE power supply port can automatically detect and supply power to powered devices that comply with IEEE802.3af or IEEE802.3at standards, and non-PoE devices intelligently detect no power supply, only data is transferred.

Main Features

- 8*10/100M POE ports + 2* 1000M Ethernet Uplink ports
- Working with IEEE 802.3af/at compliant PDs, expands home and office network
- Ethernet port 10/100M rate auto adaptive
- Flow control mode: full-duplex adopts IEEE 802.3x standard, half-duplex adopts Back pressure standard
- Support Port Auto-flip (Auto MDI/MDIX)
- Panel indicators to monitor working status and help fault analysis (includes power budget)
- One-key smart switch, supports VLAN, Genius PoE, Extend three working modes
- Support port Surge Protection: General mode 4KV, Differential mode 2KV; ES:Dair 8KV, Contact 6KV;

Application Environment

Metro Optical Broadband Network:

Data network operators such as telecommunications, cable TV, and network system integration,etc.

Broadband private network:

Suitable for financial, government, oil, railway, electric power, public security, transportation, education and other industries

Multimedia transmission:

Integrated transmission of images, voice and data, suitable for remote teaching, conference TV, videophone and other applications

Real-time monitoring:

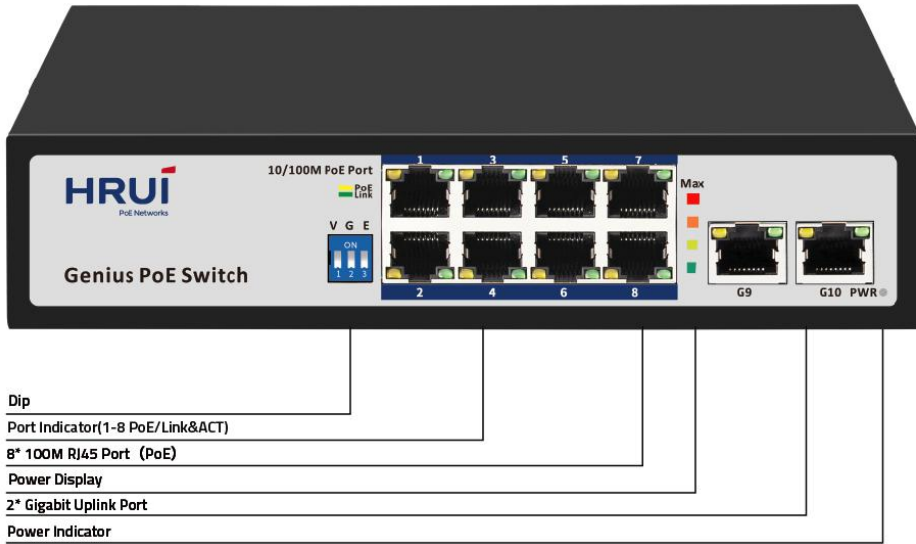
Simultaneous transmission of real-time control signals, images and data

Specifications	
I/O Interface	
Power	Input: AC 100-240V, 50/60Hz
Ethernet	8 Port 10/100M PoE + 2 Port 1000M Ethernet Uplink
Performance	
Switching Capacity	5.6Gbps
Forwarding Rate	4.166Mpps
Packet Buffer	768K
MAC Address	2K
Jumbo Frame	16383bytes
Transfer Mode	Store and forward
MTBF	100000 hours
Standard	
Network protocol	IEEE802.3 IEEE802.3u IEEE802.3ab IEEE802.3x
PoE Protocol	IEEE802.3af (15.4W) IEEE802.3at (30W)
Industry Standard	EMI: FCC Part 15 CISPR (EN55032) class A EMS: EN61000-4-2 (ESD) EN61000-4-4 (EFT) EN61000-4-5 (Surge)
Network Medium	10BASE-T: Cat 3、 4、 5 UTP(≤100 meter) 100BASE-TX: Cat5 or more UTP (≤100 meter) 1000Base-TX : Cat5 or more UTP/STP(≤100 meter)
Protection	
Certificate	CE、 FCC、 RoHS

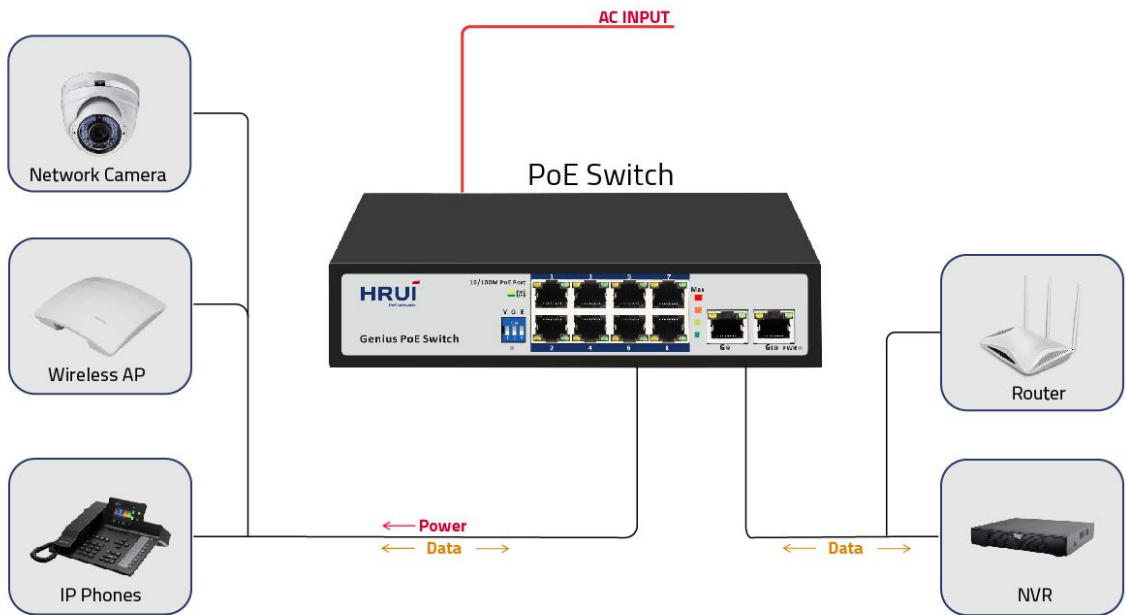
Environment4	
Environment	Working Temperature: -10~50°C Storage Temperature: -40~85°C Working Humidity : 10%~90%, non-condensing Storage Temperature: 5%~90%, non-condensing Working Height: Maximum10,000 feet Storage height: Maximum 10,000 feet
Physical Features	
Dimension	Product Dimension (L*W*H): 200mm*118mm*44mm Package Dimension (L*W*H): 245mm*190mm*60mm N.W: 0.7kg G.W: 1.0kg
Packing Info	Carton MEAS: 505*320*402mm Packing Qty: 20 units Packing Weight: 21KG
Power Voltage	Input Voltage : AC 100-240 V Power supply: 52V2.3A
Package List	Switch 1 pcs, Power cord 1 pcs, User manual 1 pc, Certification1 pc
Indicators	
DIP Switch	VLAN: Port Isolation, 1-8 port is isolated each other, but all can communicate with uplink port 9/10, AI enable; Genius PoE: Enable the PoE Watchdog and port Priority(Priority (port1>port2>port3>port4..), the port at the front of the sequence is first powered by POE and data transmit; Extend: Extend Mode, support 250 meters transmission on 10Mbps
LEDs	PWR (power supply) , Green (Link&Data) , Yellow (PoE/1000M) 、 Power Display

Ordering Info	
HR100-AF-82GN	8-port 10/100M Genius PoE Switch, with 2-port 1000M uplink ports

Front Panel



Application



Appendix

	V	G	E	Mode
DIP	down	down	down	Standard Switching
	down	up	down	PoE Watchdog
	down	down	up	Extend
	down	up	up	Extend+PoE Watchdog
	up	down	down	VLAN
	up	up	down	VLAN+PoE Watchdog
	up	down	up	VLAN+Extend
	up	up	up	Extend+VLAN+PoE Watchdog
PWR(Power supply indicator Red)	Lighting: Powered Un-Light: No Power			
MAX Power indicator	Green Lighting: $P < 25\%$ Yellow Lighting: $25\% < P < 50\%$ Orange Lighting: $50\% < P < 75\%$ Red Lighting: $P > 75\%$			
1-10(Green)	Lighting: 10/100M Link Flashing: Data Transmit Un-Light: Disconnect			
1-8(Yellow)	Lighting: POE power Un-Light: No POE power			
9-10(Yellow)	Lighting: 1000M Link Flashing: Data Transmit Un-Light: Disconnect			